

Analogue Outputs

GND	GND	GND	GND	GND	GND	GND	Ana.out 1	Ana.out 2	Ana.out 3	Ana.out 4	Ana.out 5	Ana.out 6	Ana.out 7
86	87	88	89	90	91	92	93	94	95	96	97	98	99

Digital Inputs

Digin 3	Digin 4	Digin 5	GND	GND	GND
77	78	79	80	81	82

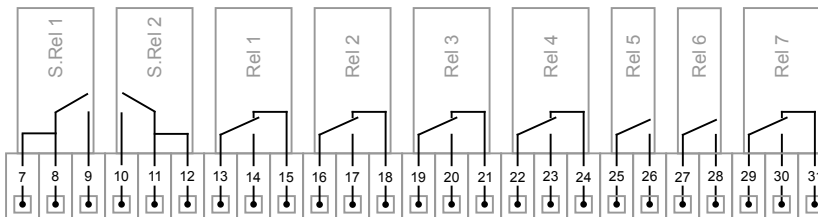
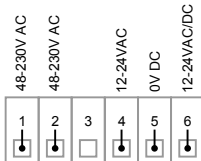
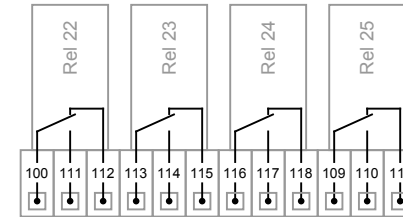
IO input Base

+12VDC	+5VDC	GND	GND	Digin 1	Buzz	Digin 2	GND	+3.3VDC	RS485A	RS485B	GND
32	33	34	35	36	37	38	39	40	41	42	43

External power supply
12-24VDC

- V	EXT-REF	+ V
50	51	52

Dig. 10	Dig. 11	Dig. 12	Dig. 13	Dig. 14	Dig. 15	Dig. 16	Dig. 17	Dig. 18	Dig. 19	Dig. 20	Dig. 21												
53	54	55	56	57	58	59	60	61	62	63	64	65	66	67	68	69	70	71	72	73	74	75	76



System No	
Component / Type TG-R4-36	
Created By	Customer
Date Created	Project
Modified By	Tele Radio Finland Oy www.teleradio.com +358 20 144 3030
Date Modified	wireless solutions